

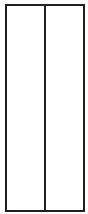


7. Fold out both center flaps and crease to create sleeves.

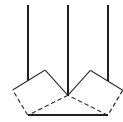


8. Fold over top, crease at dotted line here, and tuck it under the collar. Then you're done!



2. Fold Back at dotted line and meet in center. Flip it over.

1. Fold Back at dotted line.




4. Turn over, close flaps and fold down to make the collar by creasing flaps at an angle.

5. Touch corner of collar on the



6. Touch corner of collar on the



3. Unfold flaps 1 & 2. Fold towards you to create a 1 inch collar but only crease on this dotted line.

