




Visiting Teaching Winter Contact Cards

by Linda Winegar for
VisitingTeaching.net using
LetteringDelights.com's
"All Bundled Up" digital
graphic bundle.

Instructions:

1. Print in Color on thick white cardstock.
2. Cut out 3 cards each 4"x6"
3. Using an ultra fine tip marker or pen, fill in your info. Fill in your name & the following in the spaces provided:
 -  = home phone &/or cell #s.
 -  = home address
 -  = email
4. Laminate & add magnet to the back or insert into picture frame.

