
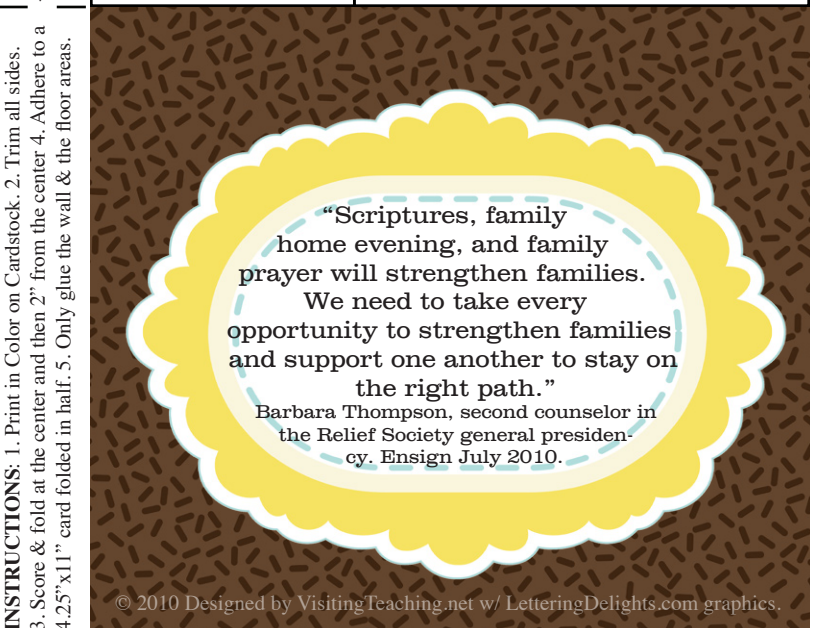
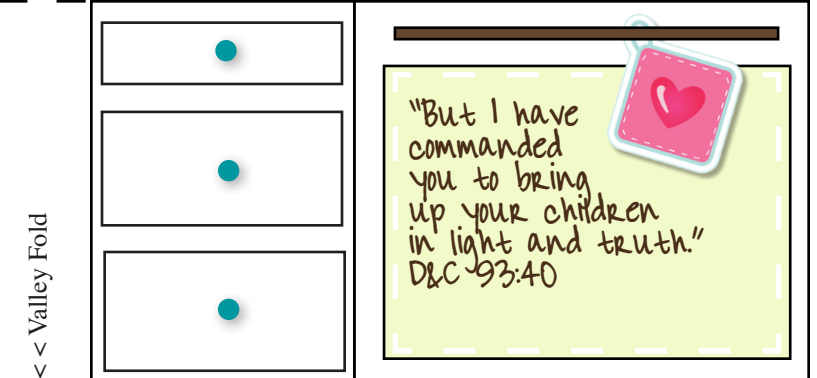





© 2010 Designed by VisitingTeaching.net w/ LetteringDelights.com graphics.



© 2010 Designed by VisitingTeaching.net w/ LetteringDelights.com graphics.



INSTRUCTIONS: 1. Print in Color on Cardstock. 2. Trim all sides. 3. Score & fold at the center and then 2" from the center 4. Adhere to a 4.25"x11" card folded in half. 5. Only glue the wall & the floor areas.

More detailed instructions at  
VisitingTeaching.net

<< Valley Fold

<< Mountain Fold

<< Valley Fold